

30 Jun 2026

Cash flow improved

In 26W26, market liquidity continued to improve modestly. Specifically, the trading volume and value of the CWs market recorded 247.9 million CWs/VND264.1bn, up 4.8%/ 10.7%, respectively, WoW.

With trading value by an underlying asset, the CWs that STB and VHM as the underlying asset attracted the most trading interest, recording 43% of total trading volume. Following them were warrants based on stocks such as ACB, VPB, HPG, and MWG.

During the week, the covered warrant market continued to show signs of improvement as the number of advancing warrants increased, while the number of declining warrants narrowed compared with the previous week, although decliners still outnumbered gainers. Meanwhile, the underlying equity market remained relatively cautious, with liquidity staying at low levels, indicating that market-wide capital inflows have yet to fully recover.

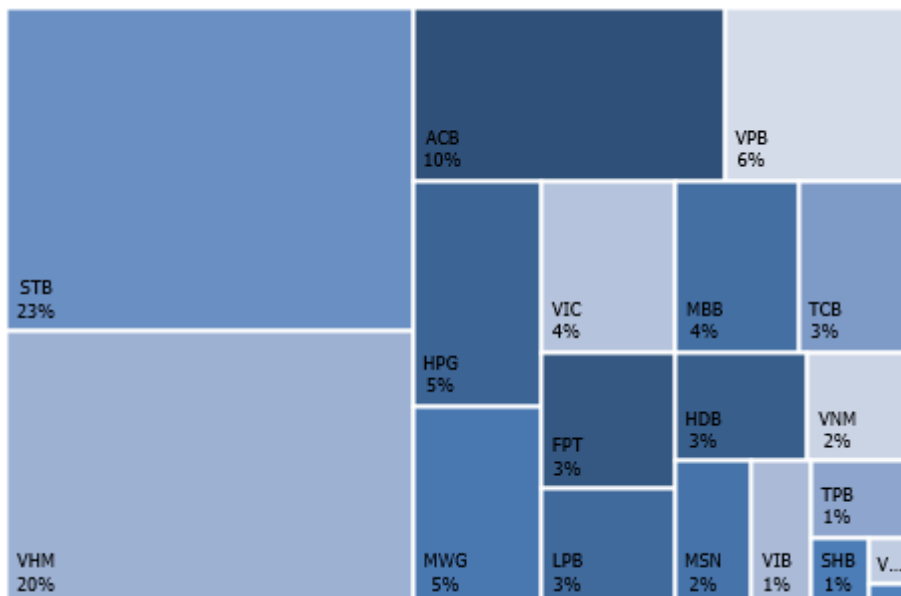
Note: The covered warrant market is commonly used for short-term trading which means volatility level is extremely high. Notably, covered warrant has the positive correlation with its underlying, the short-term fluctuation in the underlying price could lead to the big move in covered warrant.

Table 1. Weekly market overview

Number of CW	263
Trading volume (mn shares)	247
Trading value (VND bn)	264
Increasing CW	93
Decreasing CW	214
Unchanged CW	1

Source: FiinproX, KIS Research

Figure 1. CW trading value by underlying asset



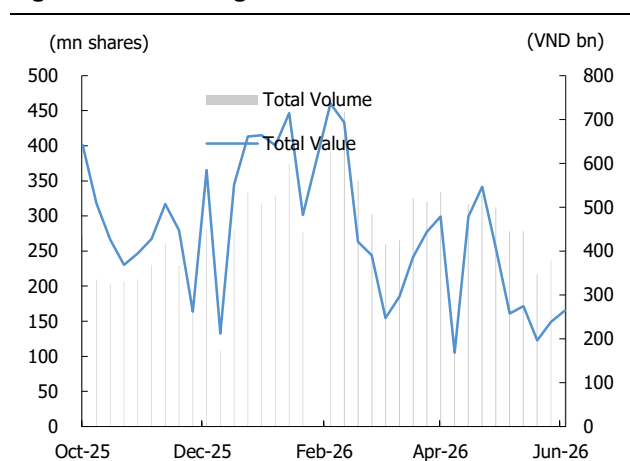
Source: FiinproX, KIS Research

Table 2. Top 10 CWs issued by securities companies

Company	No.CW
KISVN	60
SSI	39
PHS	24
Maybank	23
Kafi	22
VND	20
Shinhan Việt Nam	17
TCX	16
VPX	13
ACBS	13

Source: FiinproX, KIS Research

KIS Research
Research@kisvn.vn

Figure 2. CW trading value and volume

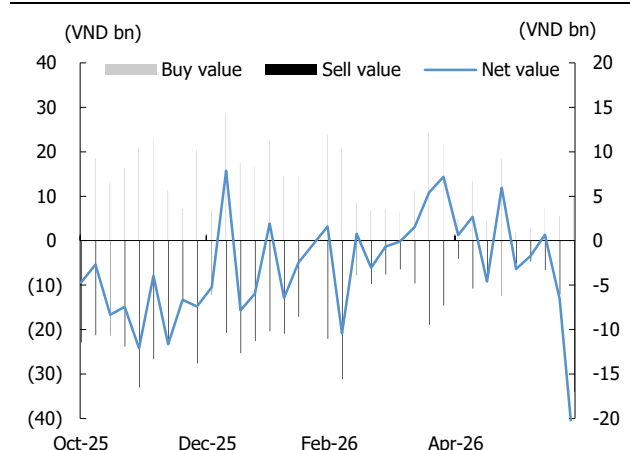
Source: FiiproX, KIS Research

Table 3. Top 10 trading value


(VND, %WoW, VND bn)

Ticker	Last Trading Date	Price	% Chg	Trading value
CSTB2606	06/01/2027	3,200	27.3	16.8
CSTB2604	22/10/2026	3,320	(24.2)	11.0
CSTB2532	04/09/2026	3,530	(72.9)	10.4
CACB2511	21/09/2026	2,060	462.5	9.6
CVPB2608	11/02/2027	1,270		8.6
CSTB2603	17/12/2026	6,970	(41.7)	8.1
CVHM2606	-	-	84.3	6.3
CSTB2605	-	-	(40.5)	5.0
CVHM2604	24/12/2026	7,000	(38.0)	4.5
CMWG2525	04/03/2027	3,300	(80.9)	4.3

Source: FiiproX, KIS Research

Figure 3. Weekly net foreign buy/sell

Source: FiiproX, KIS Research

Figure 4. Foreign trading by underlying asset

Source: FiiproX, KIS Research

Table 4. Top 10 CWs with the highest net selling by proprietary trading (mn VND)

Ticker	Issuers	Underlying Asset	Net value
CVHM2523	Kafi	VHM	(5,218)
CVHM2613	KISVN	VHM	(2,899)
CACB2608	Shinhan	ACB	(2,505)
CFPT2615	Maybank	FPT	(2,124)
CACB2511	SSI	ACB	(1,923)
CACB2607	Shinhan	ACB	(1,883)
CVIC2604	KISVN	VIC	(1,770)
CVPB2611	Maybank	VPB	(1,716)
CMWG2524	VND	MWG	(1,524)
CVHM2612	KISVN	VHM	(1,508)

Source: FiiproX, KIS Research

Table 5. Top 10 CWs with the highest net buying by proprietary trading (mn VND)

Ticker	Issuers	Underlying Asset	Net value
CSTB2606	HCM	STB	6,772
CVHM2609	ACBS	VHM	3,995
CSTB2603	TCX	STB	2,409
CSTB2602	TCX	STB	2,064
CVIC2515	Kafi	VIC	1,962
CLPB2602	VPX	LPB	1,950
CSTB2604	ACBS	STB	1,587
CVRE2603	ACBS	VRE	1,023
CSTB2532	VND	STB	1,008
CVIC2516	Kafi	VIC	918

Source: FiiproX, KIS Research

Table 6. Covered warrant statistic by VN30 constituent

(VND bn, %, Shares)

Underlying asset	Name	Industry	Market Cap	Foreign ownership	CW number	CW trading value	CW trading volume
ACB	Asia Commercial Bank	Financials	132,921.3	24.6%	17	25.4	21,210,207.0
BCM	Becamex IDC Corp.	Real Estate	54,130.5	0.8%			
BID	BIDV	Financials	308,674.8	17.6%			
BVH	Bao Viet Group	Financials	48,176.7	27.2%			
CTG	VietinBank	Financials	263,299.4	24.7%			
FPT	FPT Corp	Information Technology	119,926.9	27.8%	25	8.5	14,821,220.0
GAS	PetroVietnam Gas	Utilities	187,486.2	2.1%			
GVR	Viet Nam Rubber Group	Materials	130,400.0	0.6%			
HDB	HDBank	Financials	129,136.1	21.4%	8	6.8	11,012,800.0
HPG	Hoa Phat Group	Materials	199,676.1	21.5%	29	13.7	22,281,700.0
MBB	MBBank	Financials	202,180.5	22.2%	16	9.9	24,349,500.0
MSN	Masan Group	Consumer Staples	105,293.0	24.7%	16	5.2	5,755,200.0
MWG	Mobile World Investment	Consumer Discretionary	116,005.5	48.9%	18	12.0	13,928,300.0
SHB	SH Bank	Financials	72,674.4	4.1%	9	1.8	2,511,400.0
SSB	SeABank	Financials	55,375.1	0.2%	6	0.4	701,500.0
PLX	Petrolimex	Energy	47,329.6	14.0%			
LPB	LPBank	Financials	163,404.3	1.1%	5	7.2	3,742,100.0
SAB	SABECO	Consumer Staples	61,563.0	58.7%			
SSI	SSI Securities Corp.	Financials	66,529.2	31.5%			
STB	Sacombank	Financials	141,202.7	11.5%	23	61.8	20,122,000.0
TCB	Techcombank	Financials	239,514.9	21.7%	12	9.2	21,923,800.0
TPB	TPBank	Financials	45,355.7	23.5%	8	3.7	6,211,500.0
VCB	Vietcombank	Financials	518,051.9	20.2%			
VHM	Vinhomes	Real Estate	617,344.0	7.7%	14	52.3	13,623,304.0
VIB	VIBBank	Financials	56,336.3	4.2%	5	3.9	5,457,300.0
VIC	VinGroup	Real Estate	1,673,749.9	3.2%	8	10.8	3,592,592.0
VJC	Vietjet Air	Industrials	106,750.1	6.3%	4	1.0	1,113,700.0
VNM	Vinamilk	Consumer Staples	117,246.5	48.6%	14	5.3	9,697,100.0
VPB	VPBank	Financials	214,612.6	24.0%	18	15.2	16,897,600.0
VRE	Vincom Retail	Real Estate	66,351.7	12.0%	7	9.6	11,267,200.0

Source: Bloomberg, FiiiproX, KIS Research

Notes: CW: Covered warrant

Table 7. Trading Covered warrant on HSX

(VND, %)

No	CW Code	Covered Warrant			Underlying asset			% Premium	Time to maturity	Last Trading Date	
		Executive ratio	Issue price	Closing price	Underlying	Exercise price	Breakeven price				Closing price
1	CMSN2606	10.0000 : 1	2,000	40	MSN	82,000	82,300	71,800	(12.9)	14	10/07/2026
2	CTPB2603	2.0000 : 1	2,000	10	TPB	19,000	19,020	16,400	(15.0)	14	10/07/2026
3	CFPT2520	14.6438 : 1	1,310	20	FPT	128,280	128,426	70,500	(44.9)	23	21/07/2026
4	CHPG2532	2.6778 : 1	1,190	130	HPG	27,849	28,197	23,500	(16.6)	23	21/07/2026
5	CMWG2518	6.9007 : 1	1,370	480	MWG	82,611	85,509	77,700	(8.7)	23	21/07/2026
6	CSTB2525	4.0000 : 1	1,500	4,400	STB	57,200	74,320	74,300	(1.4)	23	21/07/2026
7	CTPB2506	1.9063 : 1	1,170	310	TPB	16,871	17,443	16,400	(7.3)	23	21/07/2026
8	CVHM2520	4.8148 : 1	1,500	9,000	VHM	107,756	151,089	150,600	0.8	23	21/07/2026
9	CVNM2520	6.4852 : 1	1,250	140	VNM	61,239	61,888	55,100	(9.4)	23	21/07/2026
10	CVPB2522	1.9651 : 1	1,250	1,720	VPB	24,220	27,600	27,100	(2.8)	23	21/07/2026
11	CVPB2521	2.9476 : 1	1,120	1,850	VPB	21,763	27,216	27,100	(1.4)	23	21/07/2026
12	CVRE2521	2.0000 : 1	1,500	230	VRE	35,700	36,120	28,400	(20.6)	23	21/07/2026
13	CACB2605	2.5868 : 1	3,000	1,530	ACB	18,970	22,902	22,750	(1.2)	30	28/07/2026
14	CVNM2602	5.8148 : 1	3,000	290	VNM	58,148	59,602	55,100	(5.9)	30	28/07/2026
15	CDGC2601	16.0000 : 1	1,100	180	DGC	76,868	79,748	48,000	(38.9)	51	18/08/2026
16	CHPG2612	3.5704 : 1	1,100	140	HPG	29,455	29,812	23,500	(21.1)	51	18/08/2026
17	CMSN2608	10.0000 : 1	1,100	70	MSN	95,999	96,799	71,800	(26.0)	51	18/08/2026
18	CSHB2605	1.9731 : 1	1,100	110	SHB	19,532	19,749	13,550	(31.0)	51	18/08/2026
19	CSSB2602	3.3184 : 1	1,100	130	SSB	17,753	18,151	15,950	(13.4)	51	18/08/2026
20	CSTB2607	8.0000 : 1	1,100	1,030	STB	69,888	75,328	74,300	(2.7)	51	18/08/2026
21	CTPB2604	2.0000 : 1	1,100	120	TPB	20,688	20,968	16,400	(22.9)	51	18/08/2026
22	CVHM2608	11.5556 : 1	1,100	2,010	VHM	143,374	166,139	150,600	(8.4)	51	18/08/2026
23	CVIC2601	20.0000 : 1	1,100	1,940	VIC	191,818	233,418	219,200	(4.0)	51	18/08/2026
24	CVJC2601	15.3838 : 1	1,100	220	VJC	169,221	172,605	139,400	(19.6)	51	18/08/2026
25	CVNM2604	9.6913 : 1	1,100	130	VNM	81,386	82,549	55,100	(32.1)	51	18/08/2026
26	CVPB2607	3.9302 : 1	1,100	120	VPB	33,964	34,396	27,100	(22.0)	51	18/08/2026
27	CVRE2602	4.0000 : 1	1,100	340	VRE	38,388	39,548	28,400	(27.5)	51	18/08/2026
28	CACB2613	1.7245 : 1	2,300	1,530	ACB	22,419	24,144	22,750	(6.3)	65	27/08/2026
29	CACB2611	1.7245 : 1	3,100	2,370	ACB	20,694	23,539	22,750	(3.9)	65	27/08/2026
30	CACB2612	1.7245 : 1	2,700	1,950	ACB	21,557	23,816	22,750	(5.0)	65	27/08/2026
31	CFPT2620	4.0000 : 1	4,000	2,740	FPT	73,000	79,080	70,500	(10.6)	65	27/08/2026
32	CFPT2618	4.0000 : 1	4,700	3,430	FPT	69,000	77,840	70,500	(9.2)	65	27/08/2026
33	CFPT2619	4.0000 : 1	4,300	3,030	FPT	71,000	78,240	70,500	(9.6)	65	27/08/2026
34	CHPG2624	2.0000 : 1	2,400	1,550	HPG	25,000	26,460	23,500	(11.1)	65	27/08/2026
35	CHPG2623	2.0000 : 1	2,800	1,940	HPG	24,000	26,240	23,500	(10.4)	65	27/08/2026
36	CHPG2622	2.0000 : 1	3,200	2,330	HPG	23,000	26,020	23,500	(9.6)	65	27/08/2026
37	CMBB2613	2.0000 : 1	2,500	1,630	MBB	26,000	27,520	25,250	(9.4)	65	27/08/2026
38	CMBB2612	2.0000 : 1	2,900	2,020	MBB	25,000	27,300	25,250	(8.7)	65	27/08/2026
39	CMBB2611	2.0000 : 1	3,300	2,420	MBB	24,000	27,100	25,250	(8.0)	65	27/08/2026
40	CMSN2618	4.0000 : 1	4,300	2,890	MSN	76,000	82,560	71,800	(13.2)	65	27/08/2026
41	CMSN2616	4.0000 : 1	4,700	3,270	MSN	74,000	82,080	71,800	(12.7)	65	27/08/2026
42	CMSN2617	4.0000 : 1	4,500	3,080	MSN	75,000	82,320	71,800	(12.9)	65	27/08/2026
43	CMWG2613	4.0000 : 1	5,300	4,100	MWG	75,000	85,920	77,700	(9.2)	65	27/08/2026
44	CMWG2614	4.0000 : 1	4,900	3,690	MWG	77,000	86,320	77,700	(9.6)	65	27/08/2026
45	CMWG2615	4.0000 : 1	4,600	3,380	MWG	79,000	87,040	77,700	(10.3)	65	27/08/2026

46	CSTB2617	4.0000 : 1	3,900	2,960	STB	68,000	78,280	74,300	(6.4)	65	27/08/2026
47	CSTB2616	4.0000 : 1	4,100	3,170	STB	67,000	77,920	74,300	(6.0)	65	27/08/2026
48	CSTB2618	4.0000 : 1	3,700	2,740	STB	69,000	78,680	74,300	(6.9)	65	27/08/2026
49	CTCB2609	2.0000 : 1	3,300	2,220	TCB	34,000	36,220	33,650	(7.9)	65	27/08/2026
50	CTCB2610	2.0000 : 1	3,000	1,910	TCB	35,000	36,820	33,650	(9.4)	65	27/08/2026
51	CTCB2608	2.0000 : 1	3,700	2,620	TCB	33,000	35,900	33,650	(7.1)	65	27/08/2026
52	CVNM2611	3.8765 : 1	3,400	2,340	VNM	55,240	60,435	55,100	(7.2)	65	27/08/2026
53	CVNM2612	3.8765 : 1	3,000	1,940	VNM	55,240	58,884	55,100	(4.8)	65	27/08/2026
54	CVNM2610	3.8765 : 1	3,800	3,730	VNM	55,240	65,823	55,100	(14.8)	65	27/08/2026
55	CLPB2602	3.7798 : 1	3,000	3,440	LPB	42,523	55,412	54,200	(1.3)	65	27/08/2026
56	CMSN2603	8.0000 : 1	4,000	460	MSN	80,000	83,600	71,800	(14.3)	65	27/08/2026
57	CMWG2607	8.0000 : 1	3,000	250	MWG	100,000	102,000	77,700	(23.5)	65	27/08/2026
58	CSHB2603	1.9731 : 1	3,000	200	SHB	17,264	17,659	13,550	(22.9)	65	27/08/2026
59	CTPB2602	2.0000 : 1	3,000	250	TPB	19,000	19,500	16,400	(17.1)	65	27/08/2026
60	CVIB2603	2.8444 : 1	4,000	240	VIB	18,963	19,674	16,500	(17.4)	65	27/08/2026
61	CACB2514	1.7245 : 1	3,300	870	ACB	23,540	24,954	22,750	(9.3)	70	04/09/2026
62	CFPT2528	7.8100 : 1	3,900	240	FPT	89,913	91,397	70,500	(22.6)	70	04/09/2026
63	CHDB2508	2.3131 : 1	1,900	880	HDB	26,986	28,975	25,850	(11.4)	70	04/09/2026
64	CHPG2538	1.7852 : 1	3,400	510	HPG	26,868	27,761	23,500	(15.3)	70	04/09/2026
65	CMBB2520	2.0000 : 1	3,100	510	MBB	28,700	29,740	25,250	(16.2)	70	04/09/2026
66	CMWG2524	4.0000 : 1	3,800	670	MWG	89,300	91,820	77,700	(15.0)	70	04/09/2026
67	CSTB2532	3.0000 : 1	3,400	3,530	STB	68,700	78,000	74,300	(6.1)	70	04/09/2026
68	CTCB2520	1.9588 : 1	3,500	310	TCB	44,171	44,739	33,650	(25.5)	70	04/09/2026
69	CACB2602	1.7245 : 1	3,200	1,060	ACB	22,419	24,178	22,750	(6.4)	83	17/09/2026
70	CFPT2602	9.8641 : 1	2,900	140	FPT	98,641	99,923	70,500	(29.2)	83	17/09/2026
71	CHPG2602	3.5704 : 1	2,000	350	HPG	25,885	27,135	23,500	(13.4)	83	17/09/2026
72	CMBB2602	2.0000 : 1	3,600	770	MBB	26,000	27,520	25,250	(9.4)	83	17/09/2026
73	CMWG2602	5.0000 : 1	5,000	660	MWG	87,000	90,200	77,700	(13.5)	83	17/09/2026
74	CSTB2602	4.0000 : 1	3,800	6,700	STB	50,000	75,200	74,300	(2.6)	83	17/09/2026
75	CVHM2602	7.7037 : 1	4,300	8,810	VHM	96,296	162,009	150,600	(6.0)	83	17/09/2026
76	CVPB2602	1.9651 : 1	4,800	1,180	VPB	29,476	31,048	27,100	(13.6)	83	17/09/2026
77	CACB2511	1.7245 : 1	2,000	2,060	ACB	19,832	23,315	22,750	(2.9)	85	21/09/2026
78	CFPT2518	8.4918 : 1	2,600	140	FPT	104,449	105,723	70,500	(33.1)	85	21/09/2026
79	CHPG2525	1.4865 : 1	2,800	3,070	HPG	21,555	26,193	23,500	(10.2)	85	21/09/2026
80	CMBB2517	1.5000 : 1	2,400	4,060	MBB	20,250	26,475	25,250	(5.9)	85	21/09/2026
81	CHPG2620	4.0000 : 1	1,000	290	HPG	26,999	28,199	23,500	(16.6)	90	24/09/2026
82	CMSN2613	10.0000 : 1	1,000	340	MSN	86,789	90,089	71,800	(20.5)	90	24/09/2026
83	CSHB2611	4.0000 : 1	1,000	480	SHB	14,999	16,919	13,550	(19.5)	90	24/09/2026
84	CSSB2606	4.0000 : 1	1,000	470	SSB	15,999	17,679	15,950	(11.1)	90	24/09/2026
85	CSTB2613	8.0000 : 1	1,000	820	STB	77,777	82,897	74,300	(11.6)	90	24/09/2026
86	CVHM2612	19.2593 : 1	1,100	970	VHM	163,703	181,422	150,600	(16.1)	90	24/09/2026
87	CVIC2605	20.0000 : 1	1,100	1,220	VIC	244,567	266,767	219,200	(16.0)	90	24/09/2026
88	CVNM2608	9.6913 : 1	1,000	310	VNM	64,930	67,740	55,100	(17.2)	90	24/09/2026
89	CVPB2612	5.0000 : 1	1,000	390	VPB	31,999	33,749	27,100	(20.5)	90	24/09/2026
90	CFPT2608	4.9321 : 1	5,000	230	FPT	94,696	95,830	70,500	(26.2)	91	25/09/2026
91	CHPG2607	1.7852 : 1	3,000	780	HPG	24,993	26,368	23,500	(10.8)	91	25/09/2026
92	CMBB2607	2.0000 : 1	3,200	750	MBB	26,000	27,540	25,250	(9.5)	91	25/09/2026
93	CMSN2605	5.0000 : 1	4,100	1,310	MSN	79,000	85,450	71,800	(16.1)	91	25/09/2026

94	CMWG2609	5.0000 : 1	4,400	1,290	MWG	90,000	96,200	77,700	(18.9)	91	25/09/2026
95	CTCB2605	1.9588 : 1	4,700	1,270	TCB	34,279	36,865	33,650	(9.5)	91	25/09/2026
96	CVHM2607	4.8148 : 1	5,900	9,010	VHM	130,000	174,104	150,600	(12.5)	91	25/09/2026
97	CVPB2606	1.9651 : 1	4,200	840	VPB	29,476	31,186	27,100	(14.0)	91	25/09/2026
98	CFPT2606	9.8641 : 1	5,000	170	FPT	100,614	102,291	70,500	(30.9)	92	28/09/2026
99	CHDB2602	3.0000 : 1	3,000	520	HDB	28,000	29,590	25,850	(13.2)	92	28/09/2026
100	CMBB2606	3.0000 : 1	4,000	1,250	MBB	23,000	26,750	25,250	(6.8)	92	28/09/2026
101	CTCB2603	2.9382 : 1	3,000	630	TCB	35,259	37,139	33,650	(10.2)	92	28/09/2026
102	CACB2516	3.4491 : 1	1,200	340	ACB	24,575	25,748	22,750	(12.1)	108	14/10/2026
103	CFPT2532	11.7150 : 1	1,400	150	FPT	99,578	101,335	70,500	(30.2)	108	14/10/2026
104	CHPG2540	3.5704 : 1	1,400	240	HPG	27,670	28,491	23,500	(17.5)	108	14/10/2026
105	CMBB2522	4.0000 : 1	1,300	380	MBB	29,000	30,480	25,250	(18.2)	108	14/10/2026
106	CMWG2526	8.0000 : 1	2,100	630	MWG	91,000	96,040	77,700	(18.7)	108	14/10/2026
107	CSTB2536	6.0000 : 1	2,300	2,610	STB	64,000	79,300	74,300	(7.6)	108	14/10/2026
108	CTCB2522	3.9176 : 1	2,000	220	TCB	43,584	44,446	33,650	(25.0)	108	14/10/2026
109	CVHM2523	7.7037 : 1	3,000	4,770	VHM	134,815	171,793	150,600	(11.4)	108	14/10/2026
110	CVIC2515	4.0000 : 1	3,000	25,500	VIC	122,500	227,380	219,200	(1.5)	108	14/10/2026
111	CVPB2531	3.9302 : 1	1,900	450	VPB	33,407	35,215	27,100	(23.8)	108	14/10/2026
112	CVRE2525	4.0000 : 1	2,100	320	VRE	48,000	49,240	28,400	(41.7)	108	14/10/2026
113	CHPG2604	2.6778 : 1	2,000	600	HPG	25,885	27,438	23,500	(14.3)	118	22/10/2026
114	CMBB2604	3.0000 : 1	2,000	750	MBB	27,000	29,130	25,250	(14.5)	118	22/10/2026
115	CMWG2604	7.0000 : 1	2,400	1,040	MWG	85,000	91,580	77,700	(14.8)	118	22/10/2026
116	CSTB2604	5.0000 : 1	2,400	3,320	STB	60,000	75,650	74,300	(3.2)	118	22/10/2026
117	CTCB2601	3.9176 : 1	2,000	600	TCB	36,238	38,589	33,650	(13.6)	118	22/10/2026
118	CACB2609	4.3113 : 1	1,000	520	ACB	24,909	27,151	22,750	(16.7)	120	26/10/2026
119	CFPT2616	16.0000 : 1	1,000	360	FPT	82,456	88,376	70,500	(20.0)	120	26/10/2026
120	CHDB2606	5.0000 : 1	1,000	370	HDB	29,999	31,899	25,850	(19.5)	120	26/10/2026
121	CHPG2621	4.0000 : 1	1,000	340	HPG	27,999	29,359	23,500	(19.9)	120	26/10/2026
122	CSHB2610	4.0000 : 1	1,000	500	SHB	15,999	17,999	13,550	(24.3)	120	26/10/2026
123	CSSB2607	4.0000 : 1	1,000	460	SSB	16,888	18,728	15,950	(16.1)	120	26/10/2026
124	CSTB2614	8.0000 : 1	1,000	860	STB	78,888	85,768	74,300	(14.6)	120	26/10/2026
125	CVIC2606	20.0000 : 1	1,100	1,540	VIC	246,789	277,589	219,200	(19.3)	120	26/10/2026
126	CVJC2602	15.3838 : 1	1,100	930	VJC	152,252	167,482	139,400	(17.2)	120	26/10/2026
127	CACB2608	1.7245 : 1	1,500	1,710	ACB	21,125	24,057	22,750	(5.9)	132	05/11/2026
128	CFPT2613	10.0000 : 1	2,000	650	FPT	79,000	85,500	70,500	(17.3)	132	05/11/2026
129	CHDB2604	3.0000 : 1	2,000	740	HDB	27,300	29,550	25,850	(13.1)	132	05/11/2026
130	CHPG2614	3.5704 : 1	1,500	460	HPG	25,439	27,046	23,500	(13.1)	132	05/11/2026
131	CMSN2610	10.0000 : 1	1,500	440	MSN	80,000	84,200	71,800	(14.9)	132	05/11/2026
132	CSHB2608	2.0000 : 1	1,500	710	SHB	15,300	16,660	13,550	(18.2)	132	05/11/2026
133	CSTB2609	4.0000 : 1	3,000	3,270	STB	66,000	78,880	74,300	(7.1)	132	05/11/2026
134	CVNM2607	9.6913 : 1	2,000	360	VNM	60,086	63,575	55,100	(11.8)	132	05/11/2026
135	CVPB2610	3.9302 : 1	1,500	660	VPB	28,494	30,931	27,100	(13.3)	132	05/11/2026
136	CHPG2619	4.0000 : 1	1,000	370	HPG	28,333	29,613	23,500	(20.6)	153	26/11/2026
137	CLPB2605	5.0000 : 1	1,100	1,010	LPB	61,999	66,899	54,200	(18.3)	153	26/11/2026
138	CMSN2614	10.0000 : 1	1,000	430	MSN	89,999	94,499	71,800	(24.2)	153	26/11/2026
139	CSHB2609	4.0000 : 1	1,000	580	SHB	16,333	18,653	13,550	(27.0)	153	26/11/2026
140	CSSB2605	4.0000 : 1	1,000	640	SSB	17,111	19,671	15,950	(20.1)	153	26/11/2026
141	CSTB2612	8.0000 : 1	1,100	900	STB	80,888	88,088	74,300	(16.8)	153	26/11/2026

142	CTPB2608	4.0000 : 1	1,000	400	TPB	18,888	20,448	16,400	(20.9)	153	26/11/2026
143	CVHM2613	19.2593 : 1	1,100	1,390	VHM	167,535	192,572	150,600	(20.9)	153	26/11/2026
144	CVIC2602	20.0000 : 1	1,100	1,600	VIC	248,888	279,288	219,200	(19.8)	153	26/11/2026
145	CVJC2604	15.3838 : 1	1,100	980	VJC	154,606	170,605	139,400	(18.7)	153	26/11/2026
146	CVNM2609	9.6913 : 1	1,100	420	VNM	67,946	71,241	55,100	(21.3)	153	26/11/2026
147	CVPB2613	5.0000 : 1	1,000	420	VPB	32,888	34,938	27,100	(23.2)	153	26/11/2026
148	CVRE2605	5.0000 : 1	1,100	610	VRE	37,456	40,506	28,400	(29.2)	153	26/11/2026
149	CMSN2522	15.0000 : 1	1,200	440	MSN	93,900	100,350	71,800	(28.6)	161	04/12/2026
150	CVIB2513	1.8963 : 1	2,700	680	VIB	19,911	21,200	16,500	(23.4)	161	04/12/2026
151	CVNM2523	9.2645 : 1	1,700	740	VNM	58,460	64,945	55,100	(13.6)	161	04/12/2026
152	CVPB2528	2.9476 : 1	1,700	630	VPB	36,649	38,477	27,100	(30.3)	161	04/12/2026
153	CACB2603	1.7245 : 1	3,600	1,510	ACB	22,419	25,075	22,750	(9.7)	174	17/12/2026
154	CFPT2603	9.8641 : 1	3,300	310	FPT	100,614	103,771	70,500	(31.9)	174	17/12/2026
155	CHPG2603	3.5704 : 1	2,300	650	HPG	25,885	28,206	23,500	(16.6)	174	17/12/2026
156	CMBB2603	2.0000 : 1	3,900	1,070	MBB	27,000	29,180	25,250	(14.6)	174	17/12/2026
157	CMWG2603	5.0000 : 1	5,600	1,610	MWG	88,000	95,550	77,700	(18.3)	174	17/12/2026
158	CSTB2603	4.0000 : 1	4,200	6,970	STB	51,000	77,200	74,300	(5.1)	174	17/12/2026
159	CVHM2603	7.7037 : 1	4,800	9,100	VHM	98,222	167,170	150,600	(8.9)	174	17/12/2026
160	CVPB2603	1.9651 : 1	5,300	1,280	VPB	30,459	32,994	27,100	(18.7)	174	17/12/2026
161	CACB2610	4.3113 : 1	1,100	640	ACB	25,964	28,723	22,750	(21.2)	181	24/12/2026
162	CFPT2617	16.0000 : 1	1,100	470	FPT	85,678	92,238	70,500	(23.4)	181	24/12/2026
163	CHDB2607	8.0000 : 1	1,000	470	HDB	31,999	35,919	25,850	(28.5)	181	24/12/2026
164	CHPG2618	4.0000 : 1	1,100	400	HPG	28,888	30,488	23,500	(22.9)	181	24/12/2026
165	CLPB2606	8.0000 : 1	1,100	820	LPB	63,979	70,219	54,200	(22.1)	181	24/12/2026
166	CMSN2615	10.0000 : 1	1,100	490	MSN	91,789	96,689	71,800	(25.9)	181	24/12/2026
167	CSHB2612	4.0000 : 1	1,100	640	SHB	16,789	19,229	13,550	(29.2)	181	24/12/2026
168	CSSB2604	4.0000 : 1	1,100	660	SSB	17,777	20,217	15,950	(22.3)	181	24/12/2026
169	CSTB2615	10.0000 : 1	1,100	950	STB	81,888	89,788	74,300	(18.4)	181	24/12/2026
170	CTPB2607	4.0000 : 1	1,100	440	TPB	19,399	20,999	16,400	(23.0)	181	24/12/2026
171	CVHM2614	19.2593 : 1	1,100	1,410	VHM	170,317	197,087	150,600	(22.7)	181	24/12/2026
172	CVIC2603	20.0000 : 1	1,500	1,810	VIC	250,789	286,789	219,200	(21.9)	181	24/12/2026
173	CVJC2603	15.3838 : 1	1,100	1,100	VJC	158,205	175,896	139,400	(21.1)	181	24/12/2026
174	CVPB2614	5.0000 : 1	1,100	500	VPB	33,456	35,706	27,100	(24.9)	181	24/12/2026
175	CVRE2604	5.0000 : 1	1,100	780	VRE	35,999	39,899	28,400	(28.1)	181	24/12/2026
176	CACB2604	1.7245 : 1	2,168	1,460	ACB	22,419	24,816	22,750	(8.8)	181	24/12/2026
177	CFPT2604	9.8641 : 1	2,168	440	FPT	94,696	98,938	70,500	(28.5)	181	24/12/2026
178	CHPG2605	1.7852 : 1	2,168	1,580	HPG	24,100	26,867	23,500	(12.5)	181	24/12/2026
179	CMBB2605	2.0000 : 1	2,168	1,190	MBB	27,000	29,380	25,250	(15.2)	181	24/12/2026
180	CMSN2601	5.0000 : 1	2,168	1,490	MSN	80,000	87,200	71,800	(17.8)	181	24/12/2026
181	CVHM2604	9.6296 : 1	2,168	7,000	VHM	102,074	168,711	150,600	(9.7)	181	24/12/2026
182	CVIB2601	1.8963 : 1	2,168	970	VIB	17,066	18,867	16,500	(13.9)	181	24/12/2026
183	CVNM2601	4.8456 : 1	2,168	930	VNM	62,024	66,143	55,100	(15.2)	181	24/12/2026
184	CHPG2616	4.0000 : 1	2,000	790	HPG	24,100	27,220	23,500	(13.6)	182	25/12/2026
185	CLPB2603	6.0000 : 1	2,000	1,670	LPB	53,400	61,800	54,200	(11.5)	182	25/12/2026
186	CMSN2612	8.0000 : 1	3,000	1,350	MSN	76,200	85,320	71,800	(16.0)	182	25/12/2026
187	CSTB2611	6.0000 : 1	3,000	2,170	STB	71,000	83,360	74,300	(12.1)	182	25/12/2026
188	CVHM2610	7.7037 : 1	3,000	2,900	VHM	179,111	201,375	150,600	(24.4)	182	25/12/2026
189	CHPG2606	2.6778 : 1	3,000	1,360	HPG	23,207	26,983	23,500	(12.9)	183	28/12/2026

190	CACB2606	3.4491 : 1	1,900	970	ACB	21,557	24,730	22,750	(8.5)	192	06/01/2027
191	CFPT2609	15.7826 : 1	1,900	340	FPT	97,162	102,370	70,500	(30.9)	192	06/01/2027
192	CHPG2609	3.5704 : 1	2,100	1,090	HPG	24,100	27,956	23,500	(15.9)	192	06/01/2027
193	CMBB2609	4.0000 : 1	1,900	520	MBB	29,500	31,620	25,250	(21.2)	192	06/01/2027
194	CMWG2610	8.0000 : 1	3,000	750	MWG	102,000	107,680	77,700	(27.5)	192	06/01/2027
195	CSTB2606	5.0000 : 1	3,000	3,200	STB	66,000	81,000	74,300	(9.6)	192	06/01/2027
196	CTCB2606	3.9176 : 1	2,600	580	TCB	38,687	40,803	33,650	(18.3)	192	06/01/2027
197	CVNM2603	7.7530 : 1	2,400	750	VNM	62,024	67,374	55,100	(16.8)	192	06/01/2027
198	CHPG2610	3.5704 : 1	2,000	560	HPG	26,331	29,830	23,500	(21.2)	198	12/01/2027
199	CACB2517	3.4491 : 1	1,300	550	ACB	25,006	26,869	22,750	(15.8)	202	14/01/2027
200	CFPT2533	11.7150 : 1	1,500	380	FPT	103,483	107,583	70,500	(34.3)	202	14/01/2027
201	CHPG2541	3.5704 : 1	1,500	540	HPG	29,456	31,348	23,500	(25.0)	202	14/01/2027
202	CMBB2523	4.0000 : 1	1,400	590	MBB	30,000	32,360	25,250	(23.0)	202	14/01/2027
203	CMWG2527	8.0000 : 1	2,200	1,000	MWG	95,000	103,000	77,700	(24.2)	202	14/01/2027
204	CSTB2537	6.0000 : 1	2,500	3,020	STB	65,000	83,120	74,300	(11.9)	202	14/01/2027
205	CTCB2523	3.9176 : 1	2,200	480	TCB	44,563	46,248	33,650	(27.9)	202	14/01/2027
206	CVHM2524	7.7037 : 1	3,000	6,180	VHM	141,556	187,701	150,600	(18.9)	202	14/01/2027
207	CVIC2516	4.0000 : 1	3,000	26,900	VIC	125,000	230,640	219,200	(2.9)	202	14/01/2027
208	CVPB2532	3.9302 : 1	2,000	750	VPB	34,389	37,258	27,100	(28.0)	202	14/01/2027
209	CVRE2526	4.0000 : 1	2,300	560	VRE	49,500	51,660	28,400	(44.5)	202	14/01/2027
210	CVIC2604	20.0000 : 1	1,500	1,890	VIC	252,789	290,189	219,200	(22.8)	212	26/01/2027
211	CACB2607	1.7245 : 1	2,000	2,040	ACB	21,384	24,902	22,750	(9.1)	226	09/02/2027
212	CFPT2614	10.0000 : 1	2,000	940	FPT	80,000	90,000	70,500	(21.4)	226	09/02/2027
213	CHDB2605	3.0000 : 1	2,500	1,000	HDB	27,800	30,800	25,850	(16.7)	226	09/02/2027
214	CHPG2615	3.5704 : 1	1,700	730	HPG	25,885	28,313	23,500	(17.0)	226	09/02/2027
215	CSHB2607	2.0000 : 1	2,000	990	SHB	15,500	17,460	13,550	(22.0)	226	09/02/2027
216	CFPT2610	11.8370 : 1	1,100	550	FPT	83,845	90,355	70,500	(21.8)	230	11/02/2027
217	CMSN2609	8.0000 : 1	1,600	710	MSN	85,000	90,600	71,800	(20.9)	230	11/02/2027
218	CTPB2605	2.0000 : 1	1,500	700	TPB	18,000	19,420	16,400	(16.7)	230	11/02/2027
219	CVHM2609	8.6667 : 1	2,300	6,190	VHM	125,185	177,619	150,600	(14.3)	230	11/02/2027
220	CVIB2604	1.8963 : 1	1,500	840	VIB	17,540	19,095	16,500	(14.9)	230	11/02/2027
221	CVNM2605	5.8148 : 1	2,000	660	VNM	62,993	66,540	55,100	(15.7)	230	11/02/2027
222	CVPB2608	1.9651 : 1	2,100	1,270	VPB	29,476	31,932	27,100	(16.0)	230	11/02/2027
223	CVRE2603	3.0000 : 1	1,400	1,440	VRE	31,000	35,440	28,400	(19.1)	230	11/02/2027
224	CFPT2612	22.6875 : 1	1,500	540	FPT	75,954	87,978	70,500	(19.6)	251	04/03/2027
225	CHPG2613	4.4630 : 1	1,500	700	HPG	26,778	29,902	23,500	(21.4)	251	04/03/2027
226	CMBB2610	3.0000 : 1	1,500	1,170	MBB	31,000	34,510	25,250	(27.8)	251	04/03/2027
227	CMWG2611	10.0000 : 1	1,500	940	MWG	101,000	109,900	77,700	(29.0)	251	04/03/2027
228	CSHB2606	2.0000 : 1	1,500	1,260	SHB	17,000	19,440	13,550	(29.9)	251	04/03/2027
229	CVIB2605	2.0000 : 1	1,500	1,130	VIB	19,000	21,400	16,500	(24.1)	251	04/03/2027
230	CACB2515	1.7245 : 1	3,900	1,390	ACB	27,420	29,765	22,750	(24.0)	251	04/03/2027
231	CFPT2529	7.8100 : 1	4,700	600	FPT	104,362	109,048	70,500	(35.2)	251	04/03/2027
232	CHDB2509	2.3131 : 1	2,200	2,020	HDB	28,682	33,401	25,850	(23.1)	251	04/03/2027
233	CHPG2539	1.7852 : 1	4,000	1,280	HPG	30,616	32,865	23,500	(28.5)	251	04/03/2027
234	CMBB2521	2.0000 : 1	3,700	1,360	MBB	32,400	35,180	25,250	(29.2)	251	04/03/2027
235	CMWG2525	4.0000 : 1	4,500	3,300	MWG	82,000	94,720	77,700	(17.6)	251	04/03/2027
236	CSTB2533	3.0000 : 1	4,000	5,390	STB	71,000	86,030	74,300	(14.8)	251	04/03/2027
237	CTCB2521	1.9588 : 1	4,200	2,100	TCB	41,723	45,778	33,650	(27.1)	251	04/03/2027

238	CFPT2615	9.8641 : 1	2,000	1,220	FPT	73,981	86,015	70,500	(17.8)	272	25/03/2027
239	CHPG2617	4.0000 : 1	2,000	860	HPG	25,400	28,840	23,500	(18.5)	272	25/03/2027
240	CLPB2604	6.0000 : 1	3,000	1,570	LPB	56,200	65,560	54,200	(16.6)	272	25/03/2027
241	CMSN2611	8.0000 : 1	3,000	1,290	MSN	80,200	90,360	71,800	(20.7)	272	25/03/2027
242	CMWG2612	8.0000 : 1	3,000	1,900	MWG	84,200	97,720	77,700	(20.1)	272	25/03/2027
243	CSTB2610	6.0000 : 1	3,000	2,390	STB	74,700	88,200	74,300	(16.9)	272	25/03/2027
244	CVHM2611	7.7037 : 1	3,000	3,760	VHM	182,963	211,929	150,600	(28.2)	272	25/03/2027
245	CVPB2611	4.0000 : 1	2,000	1,170	VPB	28,400	32,440	27,100	(17.3)	272	25/03/2027
246	CFPT2611	19.7283 : 1	1,500	640	FPT	79,899	92,525	70,500	(23.6)	282	06/04/2027
247	CSTB2608	6.0000 : 1	1,500	3,030	STB	79,000	97,120	74,300	(24.6)	282	06/04/2027
248	CTCB2607	3.9176 : 1	1,500	1,620	TCB	35,259	41,449	33,650	(19.5)	282	06/04/2027
249	CVNM2606	6.7839 : 1	1,500	1,070	VNM	63,962	70,678	55,100	(20.7)	282	06/04/2027
250	CVPB2609	3.9302 : 1	1,500	1,360	VPB	29,476	34,742	27,100	(22.8)	282	06/04/2027
251	CHDB2603	4.0000 : 1	1,500	1,260	HDB	29,000	34,200	25,850	(24.9)	314	06/05/2027
252	CSSB2603	2.4888 : 1	1,500	1,460	SSB	15,763	19,198	15,950	(18.2)	314	06/05/2027
253	CTPB2606	3.0000 : 1	1,500	1,040	TPB	18,000	21,120	16,400	(23.4)	314	06/05/2027

Source: Bloomberg, FiinproX, KIS Research

CW: Covered warrant, Sort by Last trading day

Global Disclaimer

■ General

This research report and marketing materials for Vietnamese securities are originally prepared and issued by the Research Center of KIS Vietnam Securities Corp., an organization licensed with the State Securities Commission of Vietnam. The analyst(s) who participated in preparing and issuing this research report and marketing materials is/are licensed and regulated by the State Securities Commission of Vietnam in Vietnam only. This report and marketing materials are copyrighted and may not be copied, redistributed, forwarded or altered in any way without the consent of KIS Vietnam Securities Corp..

This research report and marketing materials are for information purposes only. They are not and should not be construed as an offer or solicitation of an offer to purchase or sell any securities or other financial instruments or to participate in any trading strategy. This research report and marketing materials do not provide individually tailored investment advice. This research report and marketing materials do not take into account individual investor circumstances, objectives or needs, and are not intended as recommendations of particular securities, financial instruments or strategies to any particular investor. The securities and other financial instruments discussed in this research report and marketing materials may not be suitable for all investors. The recipient of this research report and marketing materials must make their own independent decisions regarding any securities or financial instruments mentioned herein and investors should seek the advice of a financial adviser. KIS Vietnam Securities Corp. does not undertake that investors will obtain any profits, nor will it share with investors any investment profits. KIS Vietnam Securities Corp., its affiliates, or their affiliates and directors, officers, employees or agents of each of them disclaim any and all responsibility or liability whatsoever for any loss (director consequential) or damage arising out of the use of all or any part of this report or its contents or otherwise arising in connection therewith. Information and opinions contained herein are subject to change without notice and may differ or be contrary to opinions expressed by other business areas or KIS Vietnam Securities Corp. The final investment decision is based on the client's judgment, and this research report and marketing materials cannot be used as evidence in any legal dispute related to investment decisions.

■ Country-specific disclaimer

United States: This report is distributed in the U.S. by Korea Investment & Securities America, Inc., a member of FINRA/SIPC, and is only intended for major U.S. institutional investors as defined in Rule 15a-6(a)(2) under the U.S. Securities Exchange Act of 1934. All U.S. persons that receive this document by their acceptance thereof represent and warrant that they are a major U.S. institutional investor and have not received this report under any express or implied understanding that they will direct commission income to Korea Investment & Securities, Co., Ltd. or its affiliates. Pursuant to Rule 15a-6(a)(3), any U.S. recipient of this document wishing to effect a transaction in any securities discussed herein should contact and place orders with Korea Investment & Securities America, Inc., which accepts responsibility for the contents of this report in the U.S. The securities described in this report may not have been registered under the U.S. Securities Act of 1933, as amended, and, in such case, may not be offered or sold in the U.S. or to U.S. person absent registration or an applicable exemption from the registration requirement.

United Kingdom: This report is not an invitation nor is it intended to be an inducement to engage in investment activity for the purpose of section 21 of the Financial Services and Markets Act 2000 of the United Kingdom ("FSMA"). To the extent that this report does constitute such an invitation or inducement, it is directed only at (i) persons who are investment professionals within the meaning of Article 19(5) of the Financial Services and Markets Act 2000 (Financial Promotion) Order 2005 (as amended) of the United Kingdom (the "Financial Promotion Order"); (ii) persons who fall within Articles 49(2)(a) to (d) ("high net worth companies, unincorporated associations etc.") of the Financial Promotion Order; and (iii) any other persons to whom this report can, for the purposes of section 21 of FSMA, otherwise lawfully be made (all such persons together being referred to as "relevant persons"). Any investment or investment activity to which this report relates is available only to relevant persons and will be engaged in only with relevant persons. Persons who are not relevant persons must not act or rely on this report.

Hong Kong: This research report and marketing materials may be distributed in Hong Kong to institutional clients by Korea Investment & Securities Asia Limited (KISA), a Hong Kong representative subsidiary of Korea Investment & Securities Co., Ltd., and may not otherwise be distributed to any other party. KISA provides equity sales service to institutional clients in Hong Kong for Korean securities under its sole discretion, and is thus solely responsible for provision of the aforementioned equity selling activities in Hong Kong. All requests by and correspondence with Hong Kong investors involving securities discussed in this report and marketing materials must be effected through KISA, which is registered with The Securities & Futures Commission (SFC) of Hong Kong. Korea Investment & Securities Co., Ltd. is not a registered financial institution under Hong Kong's SFC.

Singapore: This report is provided pursuant to the financial advisory licensing exemption under Regulation 27(1)(e) of the Financial Advisers Regulation of Singapore and accordingly may only be provided to persons in Singapore who are "institutional investors" as defined in Section 4A of the Securities and Futures Act, Chapter 289 of Singapore. This report is intended only for the person to whom Korea Investment & Securities Co., Ltd. has provided this report and such person may not send, forward or transmit in any way this report or any copy of this report to any other person. Please contact Korea Investment & Securities Singapore Pte Ltd in respect of any matters arising from, or in connection with, the analysis or report (Contact Number: 65 6501 5600).

Copyright © 2026 KIS Vietnam Securities Corp. All rights reserved. No part of this report may be reproduced or distributed in any manner without permission of KIS Vietnam Securities Corp.