

16 Jun 2026

Awaiting a breakout signal

VN30 performance

The VN30 Index reversed course and posted gains in the first session of the week, rising 0.93% to close at 1,962 points. Twenty constituent stocks ended the session in positive territory, led by HPG (+4.96%), MWG (+3.93%), SSI (+3.44%), and SSB (+2.06%). On the downside, selling pressure persisted in oil and gas stocks, with BSR (-5.69%), PLX (-3.87%), and GAS (-2.94%) among the notable decliners.

VN30 Future chart: Awaiting a breakout signal

The emergence of a Harami candlestick pattern, combined with the market's consolidation within a narrow range of 1,935-1,970 points, suggests short-term accumulation.

Additionally, the contract crossed the 10-period moving average, with the upward crossover accompanied by persistently high trading volume. This reflects a lack of consistency across technical signals, making a decisive breakout session necessary to confirm the next directional trend.

For the upcoming session, the key support zone stands at 1,930-1,950 points. On the upside, the 1,980-2,000 point range serves as a strong short-term resistance zone, which also coincides with the medium- and long-term moving averages.

Technical strategy

Technical signals remain mixed and lack clear confirmation. Investors are advised to wait for additional directional signals before initiating new positions.

Table 1. Future statistics

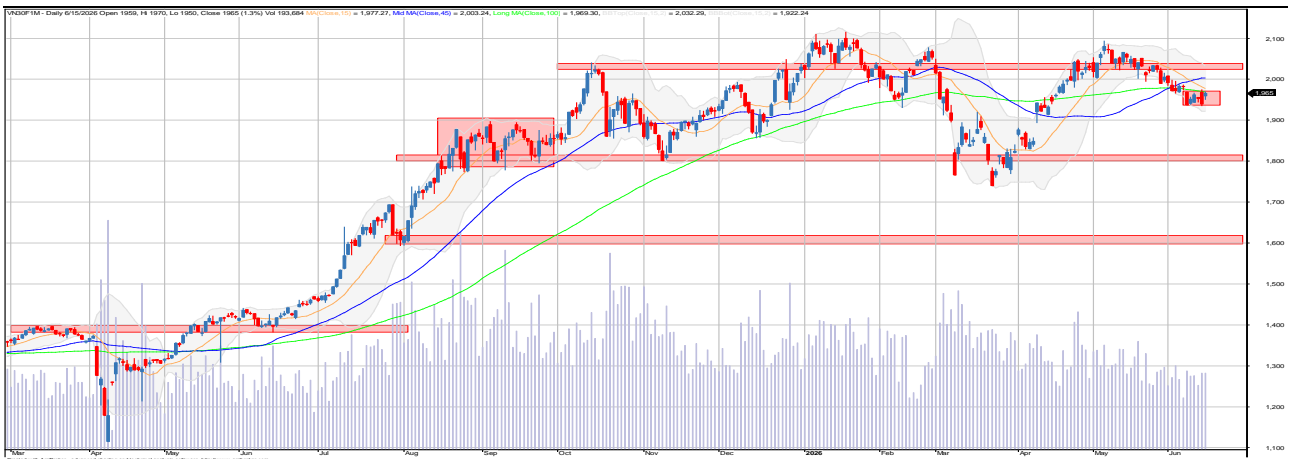
(points, %, contracts)

	Close Price	% chg.	Trading Volume	Open Interest	Fair Value	Expire Date
VN30 Index	1,962.5	0.9				
VN30F1M	1,965.2	1.4	193,684.0	32,465.0	1,963.3	6/18/2026
VN30F2M	1,960.0	1.2	2,944.0	3,830.0	1,967.0	7/16/2026
VN30F1Q	1,960.0	1.1	121.0	553.0	1,991.4	9/17/2026
VN30F2Q	1,964.5	0.7	19.0	244.0	2,020.1	12/17/2026

Source: Bloomberg, KIS

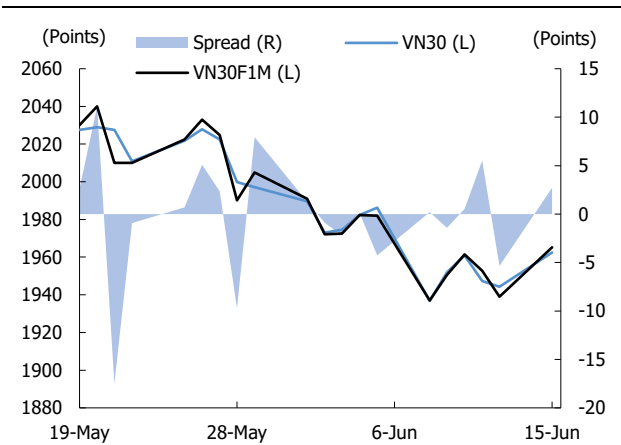
Research Dept
Research@kisvn.vn

Figure 1. VN30F1M Generics daily chart



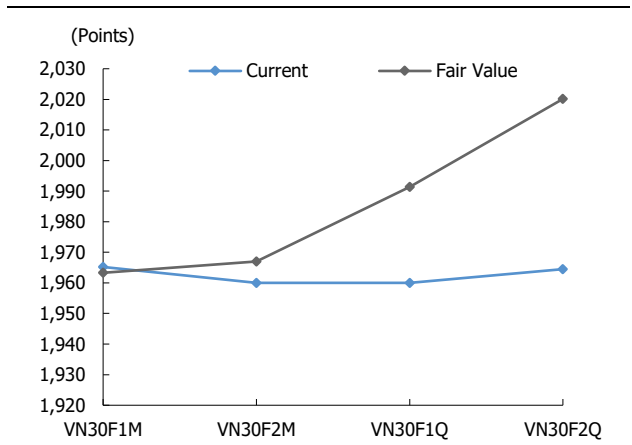
Source: Bloomberg, KIS Research

Figure 2. Basis spread



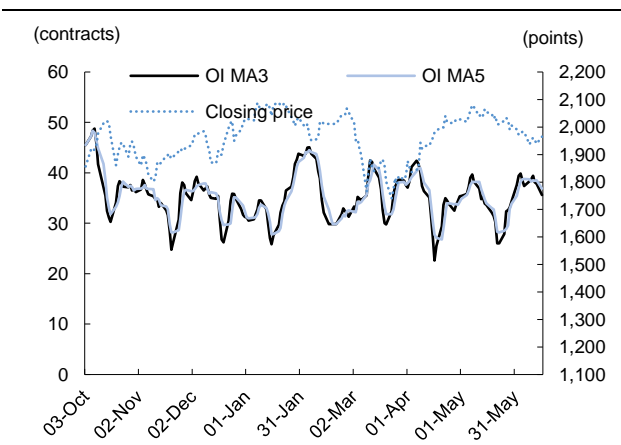
Source: Bloomberg, KIS Research

Figure 3. Future price curve



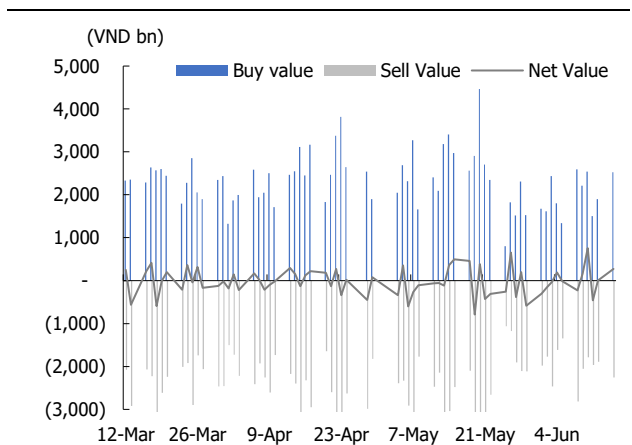
Source: Bloomberg, KIS Research

Figure 4. Open interest pattern



Source: Bloomberg, KIS Research

Figure 5. Daily foreign net buy / sell



Source: Bloomberg, KIS Research

Table 2. VN30 constituent statistics (VND bn, %, VND, %, x, '000000 shares)

Quote	Name	Industry	Market Cap	Index Weight	Current Price	1D chg	PER	PBR	3M. Vol	Foreign Owned
ACB	Asia Commercial Bank	Banks	132,050.6	2.2	22,750	-0.4	8.1	1.3	20.7	27.2
BID	BIDV	Banks	302,850.7	5.0	41,600	1.3	9.5	1.6	7.4	17.3
CTG	VietinBank	Banks	261,746.0	4.3	33,700	0.9	6.9	1.4	8.1	25.4
DGC	Ducgiang Chemicals	Chemicals	18,172.4	0.3	47,850	4.6	7.4	1.2	3.5	6.4
FPT	FPT Corp	Technology	125,378.1	2.1	73,600	0.1	12.9	3.2	9.9	38.8
GAS	PetroVietnam Gas	Utilities	199,309.6	3.3	82,600	-2.9	17.2	2.9	2.0	2.3
GVR	Viet Nam Rubber Group	Chemicals	141,200.0	2.3	35,300	0.9	26.6	2.5	3.6	0.7
HDB	HDBank	Banks	126,133.0	2.1	25,200	0.0	6.9	1.6	12.0	22.9
HPG	Hoa Phat Group	Basic Resources	205,587.4	3.4	24,350	5.0	9.7	1.5	31.0	20.9
LPB	LPBank	Banks	138,012.4	2.3	46,200	1.5	12.4	2.8	1.4	0.8
MBB	MBBank	Banks	202,986.0	3.3	25,200	1.4	7.3	1.4	14.9	23.2
MSN	Masan Group	Food & Beverage	104,395.1	1.7	72,200	1.5	22.1	3.0	5.3	23.1
MWG	Mobile World Investment	Retail	116,592.8	1.9	79,400	3.9	14.2	3.3	6.0	47.5
PLX	Petrolimex	Oil & Gas	48,917.8	0.8	38,500	-3.9	29.9	1.9	4.6	15.2
SAB	SABECO	Food & Beverage	62,204.3	1.0	48,500	-0.2	13.3	2.8	0.7	58.4
SHB	SHB	Banks	74,277.5	1.2	13,900	0.7	5.3	0.9	61.0	3.5
SSB	SeABank	Banks	50,917.7	0.8	14,850	2.1	16.8	1.2	2.4	0.2
SSI	SSI Securities	Financial Services	67,384.2	1.1	27,050	3.4	13.6	1.7	21.9	32.4
STB	Sacombank	Banks	135,358.5	2.2	71,800	1.3	17.7	2.2	6.8	14.7
TCB	Techcombank	Banks	224,633.8	3.7	31,700	1.4	8.6	1.3	11.4	22.5
TPB	TPBank	Banks	45,633.1	0.8	16,450	0.6	6.2	1.0	9.3	25.0
VCB	Vietcombank	Banks	514,709.6	8.5	61,600	0.0	14.3	2.2	7.4	20.8
VHM	Vinhomes	Real Estate	559,018.8	9.2	136,100	-1.9	8.6	2.1	5.5	8.1
VIB	VIBBank	Banks	55,315.1	0.9	16,250	0.6	7.3	1.1	6.6	4.8
VIC	VinGroup	Real Estate	1,484,181.6	24.5	192,600	-1.5	126.9	10.0	3.8	2.8
VJC	Vietjet Air	Travel & Leisure	108,679.0	1.8	141,308	1.6	42.3	4.2	1.6	6.6
VNM	Vinamilk	Food & Beverage	124,770.3	2.1	59,700	1.2	13.6	3.8	3.5	50.4
VPB	VPBank	Banks	208,265.5	3.4	26,250	1.0	7.9	1.2	14.7	24.9
VPL	Vinpearl Jsc	Travel & Leisure	158,886.4	2.6	88,600	1.8		4.4	0.8	1.0
VRE	Vincom Retail	Real Estate	64,874.7	1.1	28,550	-0.2	9.4	1.3	6.9	11.7

Source: Bloomberg, KIS Research

Global Disclaimer

■ General

This research report and marketing materials for Vietnamese securities are originally prepared and issued by the Research Center of KIS Vietnam Securities Corp., an organization licensed with the State Securities Commission of Vietnam. The analyst(s) who participated in preparing and issuing this research report and marketing materials is/are licensed and regulated by the State Securities Commission of Vietnam in Vietnam only. This report and marketing materials are copyrighted and may not be copied, redistributed, forwarded or altered in any way without the consent of KIS Vietnam Securities Corp..

This research report and marketing materials are for information purposes only. They are not and should not be construed as an offer or solicitation of an offer to purchase or sell any securities or other financial instruments or to participate in any trading strategy. This research report and marketing materials do not provide individually tailored investment advice. This research report and marketing materials do not take into account individual investor circumstances, objectives or needs, and are not intended as recommendations of particular securities, financial instruments or strategies to any particular investor. The securities and other financial instruments discussed in this research report and marketing materials may not be suitable for all investors. The recipient of this research report and marketing materials must make their own independent decisions regarding any securities or financial instruments mentioned herein and investors should seek the advice of a financial adviser. KIS Vietnam Securities Corp. does not undertake that investors will obtain any profits, nor will it share with investors any investment profits. KIS Vietnam Securities Corp., its affiliates, or their affiliates and directors, officers, employees or agents of each of them disclaim any and all responsibility or liability whatsoever for any loss (director consequential) or damage arising out of the use of all or any part of this report or its contents or otherwise arising in connection therewith. Information and opinions contained herein are subject to change without notice and may differ or be contrary to opinions expressed by other business areas of KIS Vietnam Securities Corp. The final investment decision is based on the client's judgment, and this research report and marketing materials cannot be used as evidence in any legal dispute related to investment decisions.

■ Country-specific disclaimer

United States: This report is distributed in the U.S. by Korea Investment & Securities America, Inc., a member of FINRA/SIPC, and is only intended for major U.S. institutional investors as defined in Rule 15a-6(a)(2) under the U.S. Securities Exchange Act of 1934. All U.S. persons that receive this document by their acceptance thereof represent and warrant that they are a major U.S. institutional investor and have not received this report under any express or implied understanding that they will direct commission income to Korea Investment & Securities, Co., Ltd. or its affiliates. Pursuant to Rule 15a-6(a)(3), any U.S. recipient of this document wishing to effect a transaction in any securities discussed herein should contact and place orders with Korea Investment & Securities America, Inc., which accepts responsibility for the contents of this report in the U.S. The securities described in this report may not have been registered under the U.S. Securities Act of 1933, as amended, and, in such case, may not be offered or sold in the U.S. or to U.S. person absent registration or an applicable exemption from the registration requirement.

United Kingdom: This report is not an invitation nor is it intended to be an inducement to engage in investment activity for the purpose of section 21 of the Financial Services and Markets Act 2000 of the United Kingdom ("FSMA"). To the extent that this report does constitute such an invitation or inducement, it is directed only at (i) persons who are investment professionals within the meaning of Article 19(5) of the Financial Services and Markets Act 2000 (Financial Promotion) Order 2005 (as amended) of the United Kingdom (the "Financial Promotion Order"); (ii) persons who fall within Articles 49(2)(a) to (d) ("high net worth companies, unincorporated associations etc.") of the Financial Promotion Order; and (iii) any other persons to whom this report can, for the purposes of section 21 of FSMA, otherwise lawfully be made (all such persons together being referred to as "relevant persons"). Any investment or investment activity to which this report relates is available only to relevant persons and will be engaged in only with relevant persons. Persons who are not relevant persons must not act or rely on this report.

Hong Kong: This research report and marketing materials may be distributed in Hong Kong to institutional clients by Korea Investment & Securities Asia Limited (KISA), a Hong Kong representative subsidiary of Korea Investment & Securities Co., Ltd., and may not otherwise be distributed to any other party. KISA provides equity sales service to institutional clients in Hong Kong for Korean securities under its sole discretion, and is thus solely responsible for provision of the aforementioned equity selling activities in Hong Kong. All requests by and correspondence with Hong Kong investors involving securities discussed in this report and marketing materials must be effected through KISA, which is registered with The Securities & Futures Commission (SFC) of Hong Kong. Korea Investment & Securities Co., Ltd. is not a registered financial institution under Hong Kong's SFC.

Singapore: This report is provided pursuant to the financial advisory licensing exemption under Regulation 27(1)(e) of the Financial Advisers Regulation of Singapore and accordingly may only be provided to persons in Singapore who are "institutional investors" as defined in Section 4A of the Securities and Futures Act, Chapter 289 of Singapore. This report is intended only for the person to whom Korea Investment & Securities Co., Ltd. has provided this report and such person may not send, forward or transmit in any way this report or any copy of this report to any other person. Please contact Korea Investment & Securities Singapore Pte Ltd in respect of any matters arising from, or in connection with, the analysis or report (Contact Number: 65 6501 5600).

Copyright © 2026 KIS Vietnam Securities Corp. All rights reserved. No part of this report may be reproduced or distributed in any manner without permission of KIS Vietnam Securities Corp.